

GENERAL PROTOCOLS

Ankle / Feet

Back

Elbow

Face

Hip

Knee

Neck

Shoulder

Thoracic

Wrist / Hand

These are suggested guidelines only. Since this device is a prescription item, electrode placement and machine settings should be determined by and under the supervision of a trained medical professional.

13

ANKLE / FEET PLANTAR FASCIITIS

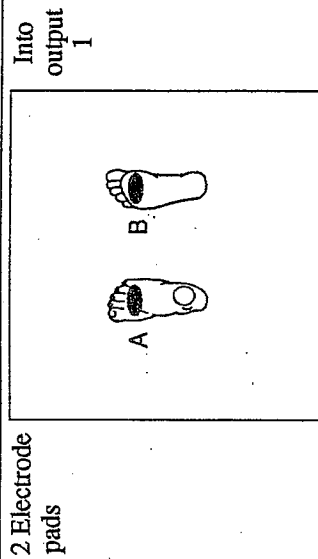
RESULTS OF TREATMENT: Accelerated tissue healing, increased blood flow and reduction of pain.

NUMBER OF TYPES OF TREATMENTS: 2*

TREATMENTS PER DAY: As needed

TREATMENT PERIOD: Until condition improves

ELECTRODE	PLACEMENT	A & B LEAD WIRE
2 Electrode pads		



TREATMENT	CURRENT SWITCH	POLARITY SWITCH	FREQ.	TIME	AMP CONTROL KNOB
1.	μ A	[Symbol]	120	15 min	3
2.	μ A	[Symbol]	0.5	5 min	1

* Treatment 1: Polarity duration 2 seconds

* Treatment 2: Polarity duration 3 seconds

14

ANKLE / FEET HEEL SPUR

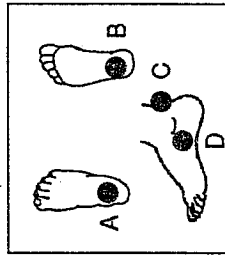
RESULTS OF TREATMENT: Accelerated tissue healing, increased blood flow and reduction of pain.

NUMBER OF TYPES OF TREATMENTS: 2*

TREATMENTS PER DAY: As needed

TREATMENT PERIOD: Until condition improves

ELECTRODE	PLACEMENT	A & B LEAD WIRE	C & D LEAD WIRE
4 Electrode pads		Into output 1	Into output 2



TREATMENT	CURRENT SWITCH	POLARITY SWITCH	FREQ.	TIME	AMP CONTROL KNOB
1.	μA	[Polarity Switch Symbol]	120	15 min	4
2.	μA	[Polarity Switch Symbol]	0.5	5 min	1

* Treatment 1: Polarity duration 2 seconds

* Treatment 2: Polarity duration 3 seconds

ANKLE / FEET ANKLE STRAIN/SPRAIN

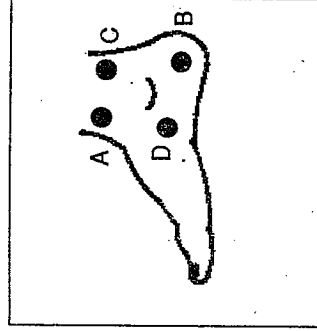
RESULTS OF TREATMENT: Accelerated tissue healing, increased blood flow and reduction of pain.

NUMBER OF TYPES OF TREATMENTS: 2*

TREATMENTS PER DAY: As needed

TREATMENT PERIOD: Until condition improves

ELECTRODE	PLACEMENT	A & B LEAD WIRE	C & D LEAD WIRE
4 Electrode pads		Into output 1	Into output 2



TREATMENT	CURRENT SWITCH	POLARITY SWITCH	FREQ.	TIME	AMP CONTROL KNOB
1.	μA	[Polarity Switch Symbol]	120	15 min	4
2.	μA	[Polarity Switch Symbol]	0.5	5 min	1

* Treatment 1: Polarity duration 2 seconds

* Treatment 2: Polarity duration 3 seconds

BACK

COSTOVERTEBRAL SYNDROME



RESULTS OF TREATMENT: Accelerated tissue healing, increased blood flow and reduction of pain.

NUMBER OF TYPES OF TREATMENTS: 2*

TREATMENTS PER DAY: As needed

TREATMENT PERIOD: Until condition improves

ELECTRODE	PLACEMENT	A & B LEAD WIRE	C & D LEAD WIRE
4 Electrode pads		Into output 1	Into output 2

TREATMENT	CURRENT SWITCH	POLARITY SWITCH	FREQ.	TIME	AMP CONTROL KNOB
1.	μA		120	15 min	4
2.	μA		0.5	5 min	1

* Treatment 1: Polarity duration 2 seconds

* Treatment 2: Polarity duration 3 seconds

BACK

UNI-LATERAL LUMBAR SPASM



RESULTS OF TREATMENT: Accelerated tissue healing, increased blood flow and reduction of pain.

NUMBER OF TYPES OF TREATMENTS: 2*

TREATMENTS PER DAY: As needed

TREATMENT PERIOD: Until condition improves

ELECTRODE	PLACEMENT	A & B LEAD WIRE	C & D LEAD WIRE
4 Electrode pads		Into output 1	Into output 2

TREATMENT	CURRENT SWITCH	POLARITY SWITCH	FREQ.	TIME	AMP CONTROL KNOB
1.	μA		120	15 min	4
2.	μA		0.5	5 min	1

* Treatment 1: Polarity duration 2 seconds

* Treatment 2: Polarity duration 3 seconds

BACK

LUMBAR STRAINS



RESULTS OF TREATMENT: Accelerated tissue healing, increased blood flow and reduction of pain.

NUMBER OF TYPES OF TREATMENTS: 2*

TREATMENTS PER DAY: As needed

TREATMENT PERIOD: Until condition improves

ELECTRODE	PLACEMENT	A & B LEAD WIRE	C & D LEAD WIRE
4 Electrode pads		Into output 1	Into output 2

TREATMENT	CURRENT SWITCH	POLARITY SWITCH	FREQ.	TIME	AMP CONTROL KNOB
1.	μA		120	15 min	4
2.	μA		0.5	5 min	1

* Treatment 1: Polarity duration 2 seconds

* Treatment 2: Polarity duration 3 seconds

BACK

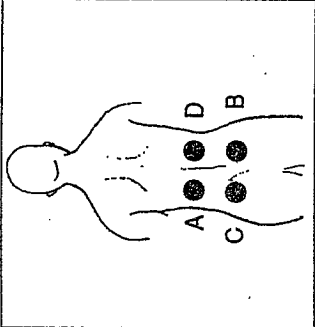
SCIATICA — POSITION 1



RESULTS OF TREATMENT: Accelerated tissue healing, increased blood flow and reduction of pain.

NUMBER OF TYPES OF TREATMENTS: 2*

TREATMENTS PER DAY: As needed

TREATMENT PERIOD: Until condition improves

ELECTRODE	PLACEMENT	A & B LEAD WIRE	C & D LEAD WIRE
4 Electrode pads		Into output 1	Into output 2

TREATMENT	CURRENT SWITCH	POLARITY SWITCH	FREQ.	TIME	AMP CONTROL KNOB
1.	μA		120	15 min	4
2.	μA		0.5	5 min	1

* Treatment 1: Polarity duration 2 seconds

* Treatment 2: Polarity duration 3 seconds

BACK

SCIATICA — POSITION 2

RESULTS OF TREATMENT: Accelerated tissue healing, increased blood flow and reduction of pain.

NUMBER OF TYPES OF TREATMENTS: 2*

TREATMENTS PER DAY: As needed

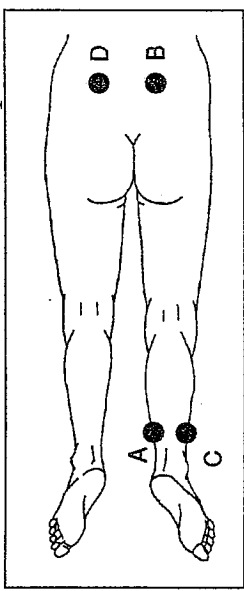
TREATMENT PERIOD: Until condition improves

ELECTRODE	PLACEMENT	A & B LEAD WIRE	C & D LEAD WIRE
-----------	-----------	-----------------------	-----------------------

4 Electrode pads

Into output 1

Into output 2



TREATMENT	CURRENT SWITCH	POLARITY SWITCH	FREQ.	TIME	AMP CONTROL KNOB
1.	μA		120	15 min	4
2.	μA		0.5	5 min	1

* Treatment 1: Polarity duration 2 seconds

* Treatment 2: Polarity duration 3 seconds

ELBOW

OLECRANON BURSTIS

RESULTS OF TREATMENT: Accelerated tissue healing, increased blood flow and reduction of pain.

NUMBER OF TYPES OF TREATMENTS: 2*

TREATMENTS PER DAY: As needed

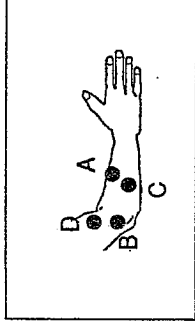
TREATMENT PERIOD: Until condition improves

ELECTRODE	PLACEMENT	A & B LEAD WIRE	C & D LEAD WIRE
-----------	-----------	-----------------------	-----------------------

4 Electrode pads

Into output 1

Into output 2



TREATMENT	CURRENT SWITCH	POLARITY SWITCH	FREQ.	TIME	AMP CONTROL KNOB
1.	μA		120	15 min	3
2.	μA		0.5	10 min	1

* Treatment 1: Polarity duration 2 seconds

* Treatment 2: Polarity duration 3 seconds

ELBOW

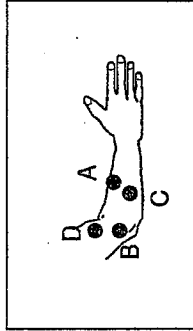
LATERAL EPICONDYLITIS



RESULTS OF TREATMENT: Accelerated tissue healing, increased blood flow and reduction of pain.

NUMBER OF TYPES OF TREATMENTS: 2*

TREATMENTS PER DAY: As needed

TREATMENT PERIOD: Until condition improves

ELECTRODE	PLACEMENT	A & B LEAD WIRE	C & D LEAD WIRE
4 Electrode pads		Into output 1	Into output 2

TREATMENT	CURRENT SWITCH	POLARITY SWITCH	FREQ.	TIME	AMP CONTROL KNOB
1.	μA		120	15 min	4
2.	μA		0.5	5 min	1

* Treatment 1: Polarity duration 2 seconds

* Treatment 2: Polarity duration 3 seconds

ELBOW

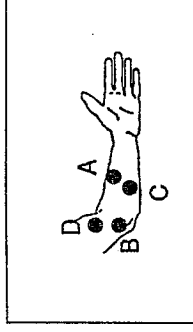
MEDIAL EPICONDYLITIS



RESULTS OF TREATMENT: Accelerated tissue healing, increased blood flow and reduction of pain.

NUMBER OF TYPES OF TREATMENTS: 2*

TREATMENTS PER DAY: As needed

TREATMENT PERIOD: Until condition improves

ELECTRODE	PLACEMENT	A & B LEAD WIRE	C & D LEAD WIRE
4 Electrode pads		Into output 1	Into output 2

TREATMENT	CURRENT SWITCH	POLARITY SWITCH	FREQ.	TIME	AMP CONTROL KNOB
1.	μA		120	15 min	4
2.	μA		0.5	10 min	1

* Treatment 1: Polarity duration 2 seconds

* Treatment 2: Polarity duration 3 seconds

ELBOW

ELBOW JOINT EFFUSION


RESULTS OF TREATMENT: Accelerated tissue healing, increased blood flow and reduction of pain.

NUMBER OF TYPES OF TREATMENTS: 2*

TREATMENTS PER DAY: As needed

TREATMENT PERIOD: Until condition improves

ELECTRODE	PLACEMENT	A & B LEAD WIRE	C & D LEAD WIRE
4 Electrode pads		Into output 1	Into output 2

TREATMENT	CURRENT SWITCH	POLARITY SWITCH	FREQ.	TIME	AMP CONTROL KNOB
1.	μA		0.5	20 min	1

* Treatment 1: Polarity duration 2 seconds

FACE

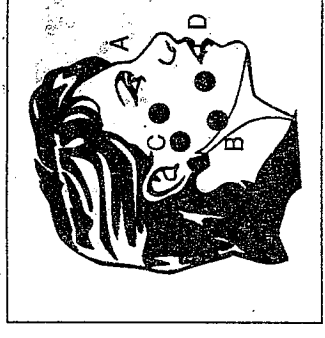
TMJ DYSFUNCTION



RESULTS OF TREATMENT: Accelerated tissue healing, increased blood flow and reduction of pain.

NUMBER OF TYPES OF TREATMENTS: 2*

TREATMENTS PER DAY: As needed

TREATMENT PERIOD: Until condition improves

ELECTRODE	PLACEMENT	A & B LEAD WIRE	C & D LEAD WIRE
4 Electrode pads		Into output 1	Into output 2

TREATMENT	CURRENT SWITCH	POLARITY SWITCH	FREQ.	TIME	AMP CONTROL KNOB
1.	μA		120	15 min	2
2.	μA		0.5	15 min	1

* Treatment 1: Polarity duration 2 seconds

* Treatment 2: Polarity duration 3 seconds

FACE

TRIGEMINAL NEURALGIA

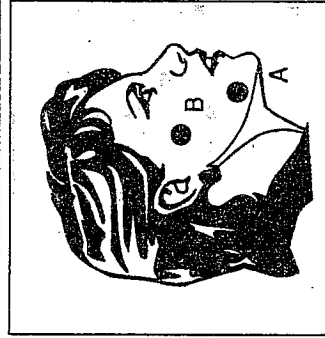
RESULTS OF TREATMENT: Accelerated tissue healing, increased blood flow and reduction of pain.

NUMBER OF TYPES OF TREATMENTS: 2*

TREATMENTS PER DAY: As needed

TREATMENT PERIOD: Until condition improves

ELECTRODE	PLACEMENT	A & B LEAD WIRE
2 Electrode pads		Into output 1



TREATMENT	CURRENT SWITCH	POLARITY SWITCH	FREQ.	TIME	AMP CONTROL KNOB
1.	μA		120	15 min	1
2.	μA		0.5	5 min	1

* Treatment 1: Polarity duration 2 seconds

* Treatment 2: Polarity duration 3 seconds

HIP

TROCHANTERIC BURSTITIS

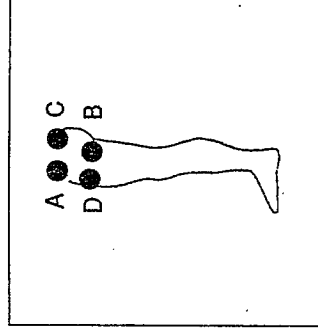
RESULTS OF TREATMENT: Accelerated tissue healing, increased blood flow and reduction of pain.

NUMBER OF TYPES OF TREATMENTS: 2*

TREATMENTS PER DAY: As needed

TREATMENT PERIOD: Until condition improves

ELECTRODE	PLACEMENT	A & B LEAD WIRE	C & D LEAD WIRE
4 Electrode pads		Into output 1	Into output 2



TREATMENT	CURRENT SWITCH	POLARITY SWITCH	FREQ.	TIME	AMP CONTROL KNOB
1.	μA		120	15 min	4
2.	μA		0.5	5 min	1

* Treatment 1: Polarity duration 2 seconds

* Treatment 2: Polarity duration 3 seconds

HIP

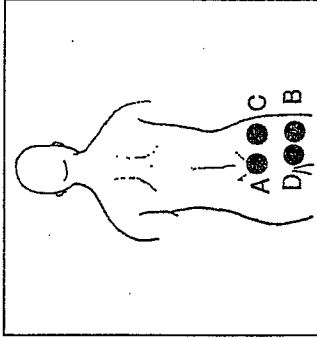
ISCHIAL BURSITIS



RESULTS OF TREATMENT: Accelerated tissue healing, increased blood flow and reduction of pain.

NUMBER OF TYPES OF TREATMENTS: 2*

TREATMENTS PER DAY: As needed

TREATMENT PERIOD: Until condition improves

ELECTRODE	PLACEMENT	A & B LEAD WIRE	C & D LEAD WIRE
4 Electrode pads		Into output 1	Into output 2

TREATMENT	CURRENT SWITCH	POLARITY SWITCH	FREQ.	TIME	AMP CONTROL KNOB
1.	μA		120	15 min	4
2.	μA		0.5	5 min	1

* Treatment 1: Polarity duration 2 seconds

* Treatment 2: Polarity duration 3 seconds

HIP

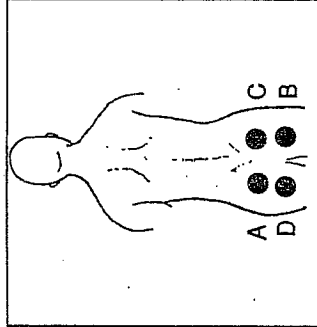
SI JOINT PAIN



RESULTS OF TREATMENT: Accelerated tissue healing, increased blood flow and reduction of pain.

NUMBER OF TYPES OF TREATMENTS: 2*

TREATMENTS PER DAY: As needed

TREATMENT PERIOD: Until condition improves

ELECTRODE	PLACEMENT	A & B LEAD WIRE	C & D LEAD WIRE
4 Electrode pads		Into output 1	Into output 2

TREATMENT	CURRENT SWITCH	POLARITY SWITCH	FREQ.	TIME	AMP CONTROL KNOB
1.	μA		0.5	15 min	2
2.	μA		0.5	5 min	1

* Treatment 1: Polarity duration 2 seconds

* Treatment 2: Polarity duration 3 seconds

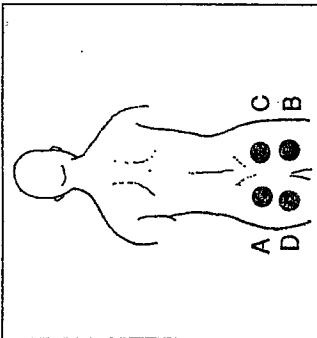
HIP COCCYDYNA PAIN



RESULTS OF TREATMENT: Accelerated tissue healing, increased blood flow and reduction of pain.

NUMBER OF TYPES OF TREATMENTS: 2*

TREATMENTS PER DAY: As needed

TREATMENT PERIOD: Until condition improves

ELECTRODE	PLACEMENT	A & B LEAD WIRE	C & D LEAD WIRE
4 Electrode pads		Into output 1	Into output 2

TREATMENT	CURRENT SWITCH	POLARITY SWITCH	FREQ.	TIME	AMP CONTROL KNOB
1.	μA		0.5	15 min	2
2.	μA		0.5	5 min	1

* Treatment 1: Polarity duration 2 seconds

* Treatment 2: Polarity duration 3 seconds

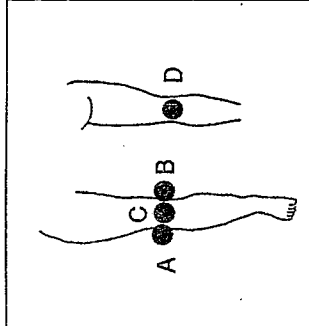
KNEE TIBIAL TENDONITIS



RESULTS OF TREATMENT: Accelerated tissue healing, increased blood flow and reduction of pain.

NUMBER OF TYPES OF TREATMENTS: 2*

TREATMENTS PER DAY: As needed

TREATMENT PERIOD: Until condition improves

ELECTRODE	PLACEMENT	A & B LEAD WIRE	C & D LEAD WIRE
4 Electrode pads		Into output 1	Into output 2

TREATMENT	CURRENT SWITCH	POLARITY SWITCH	FREQ.	TIME	AMP CONTROL KNOB
1.	μA		120	15 min	4
2.	μA		0.5	5 min	1

* Treatment 1: Polarity duration 2 seconds

* Treatment 2: Polarity duration 3 seconds

KNEE PREPATELLA BURSITIS

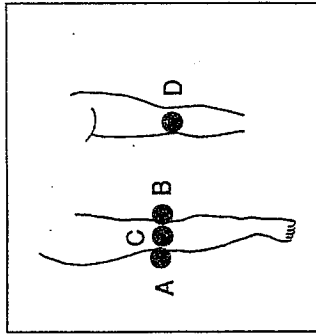
RESULTS OF TREATMENT: Accelerated tissue healing, increased blood flow and reduction of pain.



NUMBER OF TYPES OF TREATMENTS: 2*

TREATMENTS PER DAY: As needed

TREATMENT PERIOD: Until condition improves

ELECTRODE	PLACEMENT	A & B LEAD WIRE	C & D LEAD WIRE
4 Electrode pads		Into output 1	Into output 2



TREATMENT	CURRENT SWITCH	POLARITY SWITCH	FREQ.	TIME	AMP CONTROL KNOB
1.	μ A		120	15 min	4
2.	μ A		0.5	5 min	1

* Treatment 1: Polarity duration 2 seconds

* Treatment 2: Polarity duration 3 seconds

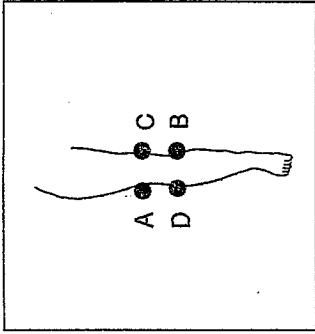
KNEE PARTIAL MENISCUS TEAR

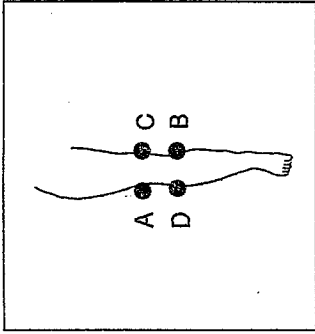
RESULTS OF TREATMENT: Accelerated tissue healing, increased blood flow and reduction of pain.



NUMBER OF TYPES OF TREATMENTS: 2*

TREATMENTS PER DAY: As needed

TREATMENT PERIOD: Until condition improves

ELECTRODE	PLACEMENT	A & B LEAD WIRE	C & D LEAD WIRE
4 Electrode pads		Into output 1	Into output 2



TREATMENT	CURRENT SWITCH	POLARITY SWITCH	FREQ.	TIME	AMP CONTROL KNOB
1.	μ A		120	15 min	4
2.	μ A		0.5	15 min	1

* Treatment 1: Polarity duration 2 seconds

* Treatment 2: Polarity duration 3 seconds

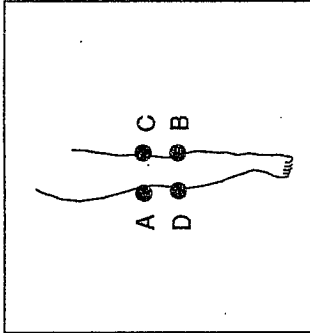
KNEE CHONDROMALACIA PATELLA



RESULTS OF TREATMENT: Accelerated tissue healing, increased blood flow and reduction of pain.

NUMBER OF TYPES OF TREATMENTS: 2*

TREATMENTS PER DAY: As needed

TREATMENT PERIOD: Until condition improves

ELECTRODE	PLACEMENT	A & B LEAD WIRE	C & D LEAD WIRE
4 Electrode pads		Into output 1	Into output 2

TREATMENT	CURRENT SWITCH	POLARITY SWITCH	FREQ.	TIME	AMP CONTROL KNOB
1.	μA		120	15 min	4
2.	μA		0.5	15 min	1

* Treatment 1: Polarity duration 2 seconds

* Treatment 2: Polarity duration 3 seconds

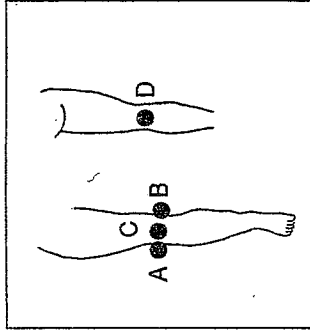
KNEE JOINT EFFUSIONS


RESULTS OF TREATMENT: Accelerated tissue healing, increased blood flow and reduction of pain.

NUMBER OF TYPES OF TREATMENTS: 1*

TREATMENTS PER DAY: As needed

TREATMENT PERIOD: Until condition improves

ELECTRODE	PLACEMENT	A & B LEAD WIRE	C & D LEAD WIRE
4 Electrode pads		Into output 1	Into output 2

TREATMENT	CURRENT SWITCH	POLARITY SWITCH	FREQ.	TIME	AMP CONTROL KNOB
1.	μA		0.5	30 min	1

* Treatment 1: Polarity duration 3 seconds

NECK

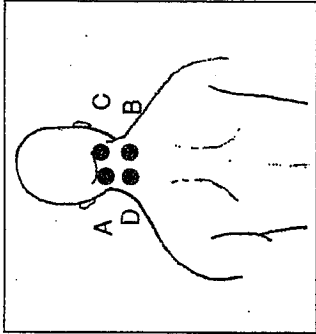
CERVICAL STRAINS/SPRAINS

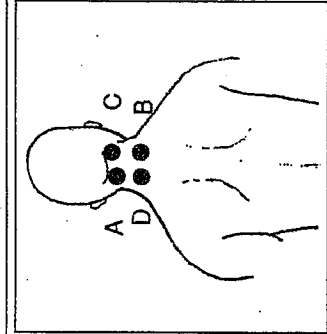
RESULTS OF TREATMENT: Accelerated tissue healing, increased blood flow and reduction of pain.



NUMBER OF TYPES OF TREATMENTS: 2*

TREATMENTS PER DAY: As needed

TREATMENT PERIOD: Until condition improves

ELECTRODE	PLACEMENT	A & B LEAD WIRE	C & D LEAD WIRE
4 Electrode pads		Into output 1	Into output 2



TREATMENT	CURRENT SWITCH	POLARITY SWITCH	FREQ.	TIME	AMP CONTROL KNOB
1.	μA		120	15 min	4
2.	μA		0.5	5 min	1

* Treatment 1: Polarity duration 2 seconds

* Treatment 2: Polarity duration 3 seconds

NECK

CERVICAL RADICULOPATHY

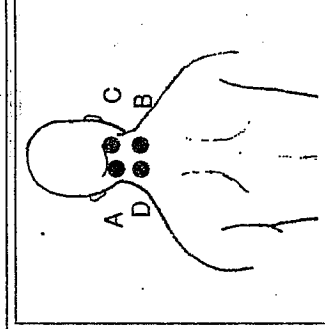
RESULTS OF TREATMENT: Accelerated tissue healing, increased blood flow and reduction of pain.



NUMBER OF TYPES OF TREATMENTS: 2*

TREATMENTS PER DAY: As needed

TREATMENT PERIOD: Until condition improves

ELECTRODE	PLACEMENT	A & B LEAD WIRE	C & D LEAD WIRE
4 Electrode pads		Into output 1	Into output 2



TREATMENT	CURRENT SWITCH	POLARITY SWITCH	FREQ.	TIME	AMP CONTROL KNOB
1.	μA		120	15 min	4
2.	μA		0.5	5 min	1

* Treatment 1: Polarity duration 2 seconds

* Treatment 2: Polarity duration 3 seconds

NECK

BRACHIAL PLEXUS INJURY

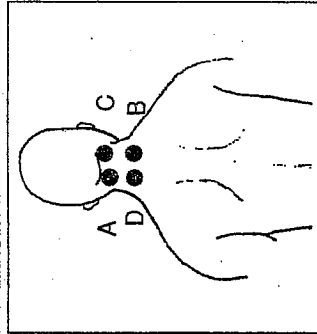
RESULTS OF TREATMENT: Accelerated tissue healing, increased blood flow and reduction of pain.

NUMBER OF TYPES OF TREATMENTS: 2*

TREATMENTS PER DAY: As needed

TREATMENT PERIOD: Until condition improves

ELECTRODE	PLACEMENT	A & B LEAD WIRE	C & D LEAD WIRE
4 Electrode pads		Into output 1	Into output 2



TREATMENT	CURRENT SWITCH	POLARITY SWITCH	FREQ.	TIME	AMP CONTROL KNOB
1.	μA		120	15 min	4
2.	μA		0.5	5 min	1

* Treatment 1: Polarity duration 2 seconds

* Treatment 2: Polarity duration 3 seconds

NECK

BRACHIAL PLEXUS INJURY

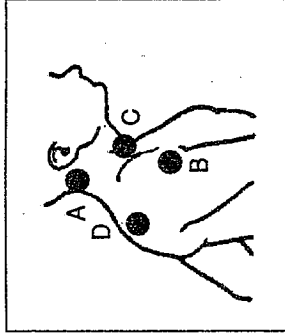
RESULTS OF TREATMENT: Accelerated tissue healing, increased blood flow and reduction of pain.

NUMBER OF TYPES OF TREATMENTS: 2*

TREATMENTS PER DAY: As needed

TREATMENT PERIOD: Until condition improves

ELECTRODE	PLACEMENT	A & B LEAD WIRE	C & D LEAD WIRE
4 Electrode pads		Into output 1	Into output 2



TREATMENT	CURRENT SWITCH	POLARITY SWITCH	FREQ.	TIME	AMP CONTROL KNOB
1.	μA		120	15 min	3
2.	μA		120	5 min	1

* Treatment 1: Polarity duration 2 seconds

* Treatment 2: Polarity duration 3 seconds

NECK

ACUTE TORTICOLLIS

RESULTS OF TREATMENT: Accelerated tissue healing, increased blood flow and reduction of pain.

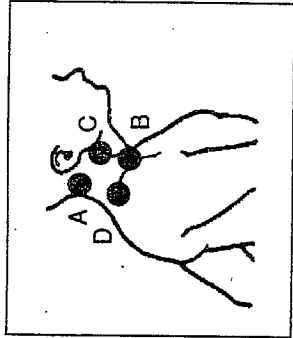
NUMBER OF TYPES OF TREATMENTS: 2*

TREATMENTS PER DAY: As needed

TREATMENT PERIOD: Until condition improves

ELECTRODE	PLACEMENT	A & B LEAD WIRE	C & D LEAD WIRE
-----------	-----------	-----------------	-----------------

4 Electrode pads



Into output 1

Into output 2

TREATMENT	CURRENT SWITCH	POLARITY SWITCH	FREQ.	TIME	AMP CONTROL KNOB
1.	μA		0.5	5 min	2
2.	μA		0.5	5 min	1

* Treatment 1: Polarity duration 2 seconds

* Treatment 2: Polarity duration 3 seconds

NECK

OCCIPITAL NEURALGIA

RESULTS OF TREATMENT: Accelerated tissue healing, increased blood flow and reduction of pain.

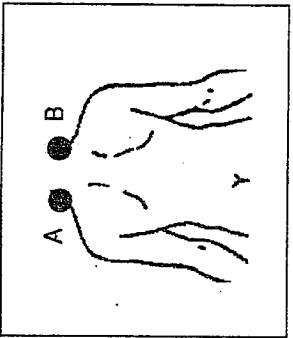
NUMBER OF TYPES OF TREATMENTS: 2*

TREATMENTS PER DAY: As needed

TREATMENT PERIOD: Until condition improves

ELECTRODE	PLACEMENT	A & B LEAD WIRE
-----------	-----------	-----------------

2 Electrode pads



Into output 1

TREATMENT	CURRENT SWITCH	POLARITY SWITCH	FREQ.	TIME	AMP CONTROL KNOB
1.	μA		0.5	5 min	2
2.	μA		0.5	5 min	1

* Treatment 1: Polarity duration 2 seconds

* Treatment 2: Polarity duration 3 seconds

SHOULDER

GENERAL SHOULDER CONDITIONS

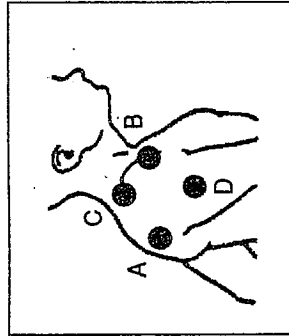
RESULTS OF TREATMENT: Accelerated tissue healing, increased blood flow and reduction of pain.

NUMBER OF TYPES OF TREATMENTS: 2*

TREATMENTS PER DAY: As needed

TREATMENT PERIOD: Until condition improves

ELECTRODE	PLACEMENT	A & B LEAD WIRE	C & D LEAD WIRE
4 Electrode pads		Into output 1	Into output 2



TREATMENT	CURRENT SWITCH	POLARITY SWITCH	FREQ.	TIME	AMP CONTROL KNOB
1.	μA		120	15 min	4
2.	μA		0.5	5 min	1

* Treatment 1: Polarity duration 2 seconds

* Treatment 2: Polarity duration 3 seconds

THORACIC

HERPES ZOSTER

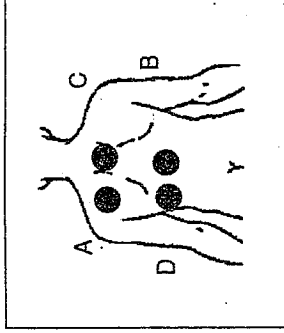
RESULTS OF TREATMENT: Accelerated tissue healing, increased blood flow and reduction of pain.

NUMBER OF TYPES OF TREATMENTS: 2*

TREATMENTS PER DAY: As needed

TREATMENT PERIOD: Until condition improves

ELECTRODE	PLACEMENT	A & B LEAD WIRE	C & D LEAD WIRE
4 Electrode pads		Into output 1	Into output 2



TREATMENT	CURRENT SWITCH	POLARITY SWITCH	FREQ.	TIME	AMP CONTROL KNOB
1.	μA		250	15 min	2
2.	μA		0.5	5 min	1

* Treatment 1: Polarity duration 2 seconds

* Treatment 2: Polarity duration 3 seconds

WRIST/HAND CARPAL TUNNEL SYNDROME

RESULTS OF TREATMENT: Accelerated tissue healing, increased blood flow and reduction of pain.

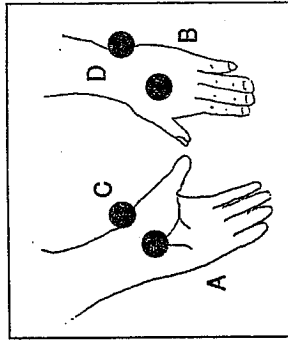
NUMBER OF TYPES OF TREATMENTS: 2*

TREATMENTS PER DAY: As needed

TREATMENT PERIOD: Until condition improves

ELECTRODE	PLACEMENT	A & B LEAD WIRE	C & D LEAD WIRE
-----------	-----------	-----------------------	-----------------------

4 Electrode pads
Into output 1
Into output 2



TREATMENT	CURRENT SWITCH	POLARITY SWITCH	FREQ.	TIME	AMP CONTROL KNOB
1.	μA	<input type="checkbox"/>	120	5 min	4
2.	μA	<input type="checkbox"/>	0.5	15 min	1

* Treatment 1: Polarity duration 2 seconds

* Treatment 2: Polarity duration 3 seconds

WRIST/HAND GENERAL WRIST PAIN

RESULTS OF TREATMENT: Accelerated tissue healing, increased blood flow and reduction of pain.

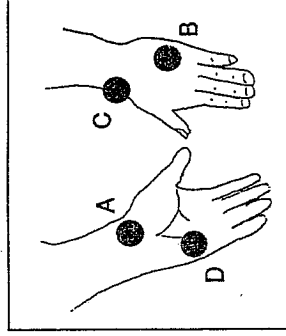
NUMBER OF TYPES OF TREATMENTS: 2*

TREATMENTS PER DAY: As needed

TREATMENT PERIOD: Until condition improves

ELECTRODE	PLACEMENT	A & B LEAD WIRE	C & D LEAD WIRE
-----------	-----------	-----------------------	-----------------------

4 Electrode pads
Into output 1
Into output 2



TREATMENT	CURRENT SWITCH	POLARITY SWITCH	FREQ.	TIME	AMP CONTROL KNOB
1.	μA	<input type="checkbox"/>	120	5 min	4
2.	μA	<input type="checkbox"/>	0.5	15 min	1

* Treatment 1: Polarity duration 2 seconds

* Treatment 2: Polarity duration 3 seconds

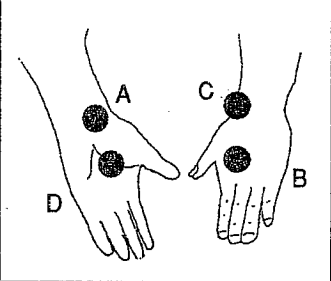
WRIST/HAND DE QUERVAIN DISEASE



RESULTS OF TREATMENT: Accelerated tissue healing, increased blood flow and reduction of pain.

NUMBER OF TYPES OF TREATMENTS: 2*

TREATMENTS PER DAY: As needed

TREATMENT PERIOD: Until condition improves

ELECTRODE	PLACEMENT	A & B LEAD WIRE	C & D LEAD WIRE
4 Electrode pads		Into output 1	Into output 2

TREATMENT	CURRENT SWITCH	POLARITY SWITCH	FREQ.	TIME	AMP CONTROL KNOB
1.	μA		120	5 min	2
2.	μA		0.5	15 min	1

* Treatment 1: Polarity duration 2 seconds

* Treatment 2: Polarity duration 3 seconds